



marantz[®]
We sound better.



marantz[®]

25th Anniversary

AM / FM STEREO R

There's extra value in a Marantz—everywhere you look, every time you listen.

That's why Marantz has been the finest, most sought-after audio equipment for the past twenty-five years. And why we'll continue our leadership during the next twenty-five. Marantz. We're sounding better all the time.



2600 AM / FM STEREO RECEIVER

300 Watts per Channel into 8 ohms, Minimum Continuous Power Output from 20 Hz to 20 kHz, with no more than 0.03% Total Harmonic Distortion.


400 Watts per Channel into 4 ohms, Minimum Continuous Power Output from 20 Hz to 20 kHz, with no more than 0.05% THD.

- Toroidal Dual Power Supply.
- Quartz-Lock FM Tuning.
- Phase Locked Loop FM Multiplex Demodulator.
- Low TIM Design.
- 5-Gang Dual Gate MOSFET FM Front End.
- Full Complementary Direct Coupled Output.
- Turbo-Flow Heat Dissipation System.
- 3-Inch Oscilloscope Display.
- Plug-in Dolby* FM Capability.
- 9 kHz 18 dB per Octave Bessel-Derived High Filter
- 15 Hz 18 dB per Octave Butterworth Low Filter
- Dual-Slope Protection Circuitry
- Variable Tone Turnover Points.
- Tone Defeat Switch.
- Adjustable Muting Level.
- Independent Tape-to-Tape Copy.

Shown in optional walnut veneer cabinet WC-124.
60.3 lb. (27.4 kg) 19¼"W x 7"H x 17¾"D (491 x 178 x 435)

*TM Dolby Labs, Inc.

RECEIVERS



2385 AM / FM STEREO RECEIVER

185 Watts per Channel into 8 ohms, Minimum Continuous Power Output from 20 Hz to 20 kHz, with no more than 0.05% Total Harmonic Distortion.

250 Watts per Channel into 4 ohms, Minimum Continuous Power Output from 20 Hz to 20 kHz, with no more than 0.1% THD.

Toroidal Dual Power Supply • 5-Gang Dual Gate MOSFET FM Front End • Phase Locked Loop FM Multiplex Demodulator • Full Complementary Direct Coupled Output • Peak Indicators • Plug-in Dolby FM Capability • 9 kHz 18 dB per Octave Bessel-Derived High Filter • 15 Hz 18 dB per Octave Butterworth Low Filter • Dual-Slope Protection Circuitry • Variable Tone Turnover Points • Tone Defeat Switch • Adjustable Muting Level • Independent Tape-to-Tape Copy • Shown in optional walnut veneer cabinet WC-124.

57.2 lb. (26 kg) 19¼"W x 7"H x 17¼"W (491 x 178 x 435)



2330B AM / FM STEREO RECEIVER

130 Watts per Channel into 8 ohms, Minimum Continuous Power Output from 20 Hz to 20 kHz, with no more than 0.05% Total Harmonic Distortion.

180 Watts per Channel into 4 ohms, Minimum Continuous Power Output from 20 Hz to 20 kHz, with no more than 0.1% THD.

Dual Power Supply • Dual-Slope Protection Circuitry • 4-Gang Dual Gate MOSFET FM Front End • Phase Locked Loop FM Multiplex Demodulator • Full Complementary Direct Coupled Output • Plug-in Dolby FM Capability • 9 kHz 18 dB per Octave Bessel-Derived High Filter • 15 Hz 18 dB per Octave Butterworth Low Filter • Independent Tape-to-Tape Copy • Variable Tone Turnover Points • Tone Defeat Switch • Shown in optional walnut veneer cabinet WC-123.

49.5 lb. (22.5 kg) 19¼"W x 5¾"H x 15¼"D (491 x 146 x 386)



2285B AM / FM STEREO RECEIVER

85 Watts per Channel into 8 ohms, Minimum Continuous Power Output from 20 Hz to 20 kHz, with no more than 0.05% Total Harmonic Distortion.

110 Watts per Channel into 4 ohms, Minimum Continuous Power Output from 20 Hz to 20 kHz, with no more than 0.1% THD.

Dual Power Supply • Dual-Slope Protection Circuitry • 4-Gang Dual Gate MOSFET FM Front End • Phase Locked Loop FM Multiplex Demodulator • Full Complementary Direct Coupled Output • Plug-in Dolby FM Capability • 9 kHz 18 dB per Octave Bessel-Derived High Filter • 15 Hz 18 dB per Octave Butterworth Low Filter • Independent Tape-to-Tape Copy • Variable Tone Turnover Points • Tone Defeat Switch • Shown in optional walnut veneer cabinet WC-122.

37.4 lb. (17 kg) 17¼"W x 5¾"H x 14¼"D (440 x 137 x 365)




2265B AM / FM STEREO RECEIVER

65 Watts per Channel into 8 ohms, Minimum Continuous Power Output from 20 Hz to 20 kHz, with no more than 0.05% Total Harmonic Distortion.

83 Watts per Channel into 4 ohms, Minimum Continuous Power Output from 20 Hz to 20 kHz, with no more than 0.1% THD.

Dual-Slope Protection Circuitry • 4-Gang Dual Gate MOSFET FM Front End • Phase Locked Loop FM Multiplex Demodulator • Full Complementary Direct Coupled Output • Plug-in Dolby FM Capability • Independent Tape-to-Tape Copy • Low and High Filters • Variable Tone Turnover Points • Tone Defeat Switch • Shown in optional walnut veneer cabinet WC-122.

31.9 lb. (14.5 kg) 17¼"W x 5¾"H x 14¼"D (440 x 137 x 362 mm)




2252B AM / FM STEREO RECEIVER

54 Watts per Channel into 8 ohms, Minimum Continuous Power Output from 20 Hz to 20 kHz, with no more than 0.05% Total Harmonic Distortion.

68 Watts per Channel into 4 ohms, Minimum Continuous Power Output from 20 Hz to 20 kHz, with no more than 0.1% THD.

Dual-Slope Protection Circuitry • Dual Gate MOSFET FM Front End • Phase Locked Loop FM Multiplex Demodulator • Full Complementary Direct Coupled Output • Plug-in Dolby FM Capability • Independent Tape-to-Tape Copy • Bass, Midrange and Treble Tone Controls • Shown in optional walnut veneer cabinet WC-122.

30.8 lb. (14 kg) 17¼"W x 5⅝"H x 14⅞"D (440 x 137 x 365)




2226B AM / FM STEREO RECEIVER

26 Watts per Channel into 8 ohms, Minimum Continuous Power Output from 20 Hz to 20 kHz, with no more than 0.05% Total Harmonic Distortion.

33 Watts per Channel into 4 ohms, Minimum Continuous Power Output from 20 Hz to 20 kHz, with no more than 0.1% THD.

Dual-Slope Protection Circuitry • Dual Gate MOSFET FM Front End • Phase Locked Loop Multiplex Demodulator • Full Complementary Direct Coupled Output • Separate L/R Bass, Midrange and Treble Tone Controls • 25 μS FM De-emphasis Network • Shown in walnut veneer cabinet WC-122.

26.4 lb. (12 kg) 17¼"W x 5⅝"H x 14⅞"D (440 x 137 x 365)




2238B AM / FM STEREO RECEIVER

40 Watts per Channel into 8 ohms, Minimum Continuous Power Output from 20 Hz to 20 kHz, with no more than 0.05% Total Harmonic Distortion.

50 Watts per Channel into 4 ohms, Minimum Continuous Power Output from 20 Hz to 20 kHz, with no more than 0.1% THD.

Dual-Slope Protection Circuitry • Dual Gate MOSFET FM Front End • Phase Locked Loop FM Multiplex Demodulator • Full Complementary Direct Coupled Output • Plug-in Dolby FM Capability • Separate L/R Bass, Midrange and Treble Tone Controls • Shown in optional walnut veneer cabinet WC-122.

26.4 lb. (12 kg) 17¼"W x 5⅝"H x 14⅞"D (440 x 137 x 365)



2218 AM / FM STEREO RECEIVER

18 Watts per Channel into 8 ohms, Minimum Continuous Power Output from 20 Hz to 20 kHz, with no more than 0.08% Total Harmonic Distortion.

24 Watts per Channel into 4 ohms, Minimum Continuous Power Output from 20 Hz to 20 kHz, with no more than 0.15% THD.

Dual Gate MOSFET FM Front End • Phase Locked Loop FM Multiplex Demodulator • Full Complementary Direct Coupled Output • Dual Purpose AM/FM Tuning Meter • Main/Remote Speaker Switching • Shown in optional walnut veneer cabinet WC-116.

20.9 lb. (11.2 kg) 17¼"W x 5⅝"H x 11¼"D (440 x 137 x 286)

STEREO POWER AMPLIFIERS



510M PROFESSIONAL STEREO POWER AMPLIFIER

256 Watts per Channel into 8 ohms, Minimum Continuous Power Output from 20 Hz to 20 kHz, with no more than 0.05% Total Harmonic Distortion.

350 Watts per Channel into 4 ohms, Minimum Continuous Power Output from 20 Hz to 20 kHz, with no more than 0.1% THD.

Turbo-Flow Heat Dissipation System • Power Stack® Full Complementary Direct Coupled Output • Peak Indicators • Separate Left and Right Channel Gain Controls • Illuminated 3½-inch VU Meters • Meter Range Switching.

Also available without VU Meters as Model 510.

46 lb. (20.9 kg) 15¾"W x 5¾"H x 14"D (391 x 146 x 356)




250M PROFESSIONAL STEREO POWER AMPLIFIER

126 Watts per Channel into 8 ohms, Minimum Continuous Power Output from 20 Hz to 20 kHz, with no more than 0.1% Total Harmonic Distortion.

Full Complementary Direct Coupled Output • Illuminated 3½-inch VU Meters • Meter Range Switching • Shown in optional walnut veneer cabinet WC-2.

28 lb. (12.7 kg) 15¾"W x 5¾"H x 10¾"D (391 x 146 x 264)




300DC PROFESSIONAL STEREO POWER AMPLIFIER

152 Watts per Channel into 8 ohms, Minimum Continuous Power Output from 20 Hz to 20 kHz, with no more than 0.03% Total Harmonic Distortion.

200 Watts per Channel into 4 ohms, Minimum Continuous Power Output from 20 Hz to 20 kHz, with no more than 0.05% THD.

Low TIM Design • Direct Coupled Circuitry for zero phase-shift distortion at low frequencies • Full Complementary Output • AC-DC Input Coupling Switch • Separate Left and Right Gain Controls • Illuminated 3½-inch VU Meters • Meter Range Switching • LED Peak Indicators • Shown in optional walnut veneer cabinet WC-110.

16¾"W x 5¾"H x 11¾"D (416 x 146 x 297)



170 DC PROFESSIONAL STEREO POWER AMPLIFIER

86 Watts per Channel into 8 ohms, Minimum Continuous Power Output from 20 Hz to 20 kHz, with no more than 0.03% Total Harmonic Distortion.

108 Watts per Channel into 4 ohms, Minimum Continuous Power Output from 20 Hz to 20 kHz, with no more than 0.05% THD.


Low TIM Design • Full Complementary Output • Direct Coupled Circuitry for zero phase-shift distortion at low frequencies • Separate Left and Right Gain Controls • Illuminated 2½-inch VU Meters • LED Peak Indicators • Shown in optional walnut veneer cabinet WC-110.

31 lb. (14.1 kg) 16¾"W x 5¾"H x 11¾"D (416 x 146 x 297)

STEREO CONSOLE AMPLIFIERS

Only from Marantz: mixed systems that really match. Marantz Preamps, Power Amps, Console Amps, Tuners and Front-Load Cassette Decks feature the same front panel size, the same striking cosmetics, the same top quality design philosophy. So whatever component combination you choose, you'll have a perfect match.

And all Marantz separates are fully rack-mountable. Components use optional RHA-1 Rack Handle Adaptors.** Cassette Decks use optional RHA-2 Rack Handle Adaptors.



1300DC STEREO CONSOLE AMPLIFIER


150 Watts per Channel into 8 ohms, Minimum Continuous Power Output from 20 Hz to 20 kHz, with no more than 0.03% Total Harmonic Distortion.

190 Watts per Channel into 4 ohms, Minimum Continuous Power Output from 20 Hz to 20 kHz, with no more than 0.05% THD.

- Dual Power Supply.
- Low TIM design.
- DC Amplifier.
- Variable Contour.
- Head Amp for Moving Coil Cartridges.
- Separate L/R Bass, Midrange and Treble Controls.
- Adjustable Capacitive and Resistive Cartridge Loading.
- Variable Tone Turnover Points.
- Tone Defeat Switch.
- Independent Tape-to-Tape Copy.
- Full Complementary Direct Coupled Output.
- LED Peak Indicators.
- 9 kHz 18 dB per Octave Bessel-Derived High Filter.
- 15 Hz 18 dB per Octave Butterworth Low Filter.
- 4-Gang Detented Attenuator.
- Shown in optional walnut veneer cabinet WC-130.

16 $\frac{3}{4}$ " W x 5 $\frac{3}{4}$ " H x 17" D (416 x 146 x 432)

**Except Models 510M, 1RP, 510M/R Rack Handle Adaptors) and 250M and 3800/2600 (RA-2 Rack Handle Adaptors).



1180DC STEREO CONSOLE AMPLIFIER

90 Watts per Channel into 8 ohms, Minimum Continuous Power Output from 20 Hz to 20 kHz, with no more than 0.03% Total Harmonic Distortion.

113 Watts per Channel into 4 ohms, Minimum Continuous Power Output from 20 Hz to 20 kHz, with no more than 0.06% THD.

Low TIM design • DC Amplifier • Variable Contour • Bass, Midrange and Treble Controls • Variable Tone Turnover Points • Tone Defeat Switch • Independent Tape-to-Tape Copy • Full Complementary Direct Coupled Output • LED Peak Indicators • 9 kHz 18 dB per Octave Bessel-Derived High Filter • 15 Hz 18 dB per Octave Butterworth Low Filter • 4-Gang Detented Attenuator • Shown in optional walnut veneer cabinet WC-110.

33 lb. (15 kg) 16 $\frac{3}{4}$ " W x 5 $\frac{3}{4}$ " H x 12 $\frac{1}{2}$ " D (416 x 146 x 312)



1152DC STEREO CONSOLE AMPLIFIER


76 Watts per Channel into 8 ohms, Minimum Continuous Power Output from 20 Hz to 20 kHz, with no more than 0.03% Total Harmonic Distortion.

95 Watts per Channel into 4 ohms, Minimum Continuous Power Output from 20 Hz to 20 kHz, with no more than 0.06% THD.

Low TIM Design • DC Amplifier • Variable Tone Turnover • Bass, Midrange and Treble Controls • Full Complementary Direct Coupled Output • Variable Contour • 9 kHz 18 dB per Octave Bessel-Derived High Filter • 15 Hz 18 dB per Octave Butterworth Low Filter • Independent Tape-to-Tape Copy • Shown in optional walnut veneer cabinet WC-110.

31 lb. (14 kg) 16 $\frac{3}{4}$ " W x 5 $\frac{3}{4}$ " H x 12 $\frac{1}{2}$ " D (416 x 146 x 312)

AM / FM STEREO T




1122DC STEREO CONSOLE AMPLIFIER

61 Watts per Channel into 8 ohms, Minimum Continuous Power Output from 20 Hz to 20 kHz, with no more than 0.03% Total Harmonic Distortion.

77 Watts per Channel into 4 ohms, Minimum Continuous Power Output from 20 Hz to 20 kHz, with no more than 0.06% THD.

Low TIM Design • DC Amplifier • Bass, Midrange and Treble Controls • Low and High Filters • Full Complementary Direct Coupled Output • Two Tape Monitors • Tape Copy Facilities • Shown in optional walnut veneer cabinet WC-110.

28.6 lb. (13 kg) 16 $\frac{3}{8}$ "W x 5 $\frac{3}{4}$ "H x 12 $\frac{5}{8}$ "D (416 x 146 x 312)




1090 STEREO CONSOLE AMPLIFIER

45 Watts per Channel into 8 ohms, Minimum Continuous Power Output from 20 Hz to 20 kHz, with no more than 0.1% Total Harmonic Distortion.

57 Watts per Channel into 4 ohms, Minimum Continuous Power Output from 20 Hz to 20 kHz, with no more than 0.1% THD.

Full Complementary Direct Coupled Output • Bass, Midrange and Treble Controls • Two Tape Monitors • High Filter • Shown in optional walnut veneer cabinet WC-110.


19.8 lb. (9 kg) 16 $\frac{3}{8}$ "W x 5 $\frac{3}{4}$ "H x 11 $\frac{1}{8}$ "D (416 x 146 x 297)



2130 AM / FM STEREO TUNER

2-inch Oscilloscope Display • Quartz-Lock Tuning • Phase Locked Loop FM Multiplex Demodulator • Plug-in Dolby FM Capability • 400 Hz Record Calibration Tone • Selectable FM IF Bandwidth • 1.5 μ V IHF Sensitivity • 25 μ V 50 dB Quieting (Stereo) • Dual Saw Filters • Multiplex Noise Filter • Multipath Interference Display • Variable FM Muting • Shown in optional walnut veneer cabinet WC-136.

13.4 lb. (6.1 kg) 16 $\frac{3}{8}$ "W x 5 $\frac{3}{4}$ "H x 9 $\frac{1}{4}$ "D (416 x 146 x 239)




2120 AM / FM STEREO TUNER

2 Tuning Meters • Phase Locked Loop FM Multiplex Demodulator • Plug-in Dolby FM Capability • 400 Hz Record Calibration Tone • Selectable FM IF Bandwidth • 1.8 μ V IHF Sensitivity • 35 μ V 50 dB Quieting (Stereo) • Shown in optional walnut veneer cabinet WC-136.

13.4 lb. (6.1 kg) 16 $\frac{3}{8}$ "W x 5 $\frac{3}{4}$ "H x 9 $\frac{1}{4}$ "D (416 x 146 x 239)

TUNERS



2110 AM / FM STEREO TUNER


2-inch Oscilloscope Display • Phase Locked Loop FM Multiplex Demodulator • 25 μ S FM Dolby De-emphasis Network • 1.8 μ V IHF Sensitivity • 40 μ V 50 dB Quieting (Stereo) • Shown in optional walnut veneer cabinet WC-136.
13.2 lb. (6 kg) 16 $\frac{3}{8}$ "W x 5 $\frac{3}{4}$ "H x 9 $\frac{1}{4}$ "D (416 x 146 x 239)

PREAMPLIFIERS




3800 STEREO PREAMPLIFIER WITH DOLBY

0.02% THD, 0.01% IM Distortion (3 volts output) • Full Process Dolby System • Variable Tone Turnovers • Graphic Bass, Mid and Treble Controls • Monitoring for two tape decks • Tape EQ • Also available without Dolby and Tape EQ as Model 3600 • Shown in optional walnut cabinet WC-2.
16 lb. (7.3 kg) 15 $\frac{1}{2}$ "W x 5 $\frac{3}{4}$ "H x 9 $\frac{1}{4}$ "D (391 x 146 x 235)




3650 STEREO PREAMPLIFIER

0.005% THD, 0.005% IM Distortion (20-20k Hz, 3 Volts RMS) • Phono THD at Tape Out: 0.005% • S/N Ratio ("A" weighted), Phono Section; Moving Magnet: 95 dB (Ref. to 10 mV input); Moving coil: 108 dB (Ref. to 10 μ V input); Line Inputs: 98 dB • Monitoring for 2 tape decks • Adjustable Loudness • Variable Tone Turnovers • Head Amp for moving coil cartridge • Adjustable Cartridge Loading • 18 dB per Octave High and Low Filters • Shown in optional walnut veneer cabinet WC-136.
14.3 lb. (6.5 kg) 16 $\frac{3}{8}$ "W x 5 $\frac{3}{4}$ "H x 9 $\frac{1}{4}$ "D (416 x 146 x 242)



3250B STEREO PREAMPLIFIER

0.01% THD, 0.01% IM Distortion (3 volts output) • Phono THD (100 mV input @ 1 kHz): 0.01% • S/N ratio ("A" weighted): Phono section: 90 dB; line inputs: 98 dB • Head Amp for moving coil cartridge • Monitoring for 2 tape decks • Adjustable Loudness • Variable Tone Turnovers • 18 dB per Octave High and Low Filters • Shown in optional walnut veneer cabinet WC-136.
14.3 lb. (6.5 kg) 16 $\frac{3}{8}$ "W x 5 $\frac{3}{4}$ "H x 9 $\frac{1}{4}$ "D (416 x 146 x 242)




2100 AM / FM STEREO TUNER

2 Tuning Meters • Phase Locked Loop FM Multiplex Demodulator • 25 μ S FM Dolby De-emphasis Network • 1.8 μ V IHF Sensitivity • 40 μ V 50 dB Quieting (Stereo) • Shown in optional walnut veneer cabinet WC-136.

13.2 lb. (6 kg) 16 $\frac{3}{8}$ "W x 5 $\frac{3}{4}$ "H x 9 $\frac{1}{4}$ "D (416 x 146 x 239)

CASSETTE DECKS



5030B THREE-HEAD FRONT LOAD CASSETTE DECK

Three Heads with Tape/Source Monitoring Capability • Double Dolby Noise Reduction System • Damped Vertical-Load Cassette Door • Bias and EQ for Standard, CrO2 and FeCr Tape • Mic/Line Mixing with Master Level Control • Professional Extended Range 3-inch VU Meters • Peak Indicators • Defeatable Peak Limiter • DC Servo Controlled Motor • Super Hard Permalloy Heads • Shown in optional walnut veneer cabinet WC-121.

14.8 lb. (6.7 kg) 16 $\frac{3}{8}$ " W x 5 $\frac{3}{4}$ " H x 11 $\frac{1}{16}$ " D (416 x 146 x 297)



5010B FRONT LOAD CASSETTE DECK

Dolby Noise Reduction System • Damped Vertical-Load Cassette Door • Bias and EQ Settings for Standard, CrO2 and FeCr Tape • Extended Range 3-inch VU Meters • Super Hard Permalloy Head • Defeatable Peak Limiter • Total Shut-off • Front Panel Mic Input and Headphone Jacks • Tape Counter • Shown in optional walnut veneer cabinet WC-121.

14.8 lb. (6.7 kg) 16 $\frac{3}{8}$ " W x 5 $\frac{3}{4}$ " H x 11 $\frac{1}{16}$ " D (416 x 146 x 297)



5025B FRONT LOAD CASSETTE DECK

Dolby Noise Reduction System • Damped Vertical-Load Cassette Door • Bias and EQ Settings for Standard, CrO2 and FeCr Tape • Mic/Line Mixing with Master Level Control • Professional Extended Range 3-inch VU Meters • Left and Right Channel Peak Indicators • Defeatable Peak Limiter • DC Servo Controlled Motor • Tape Counter with Memory Rewind • Total Shut-off • Shown in optional walnut veneer cabinet WC-121.

14.8 lb. (6.7 kg) 16 $\frac{3}{8}$ " W x 5 $\frac{3}{4}$ " H x 11 $\frac{1}{16}$ " D (416 x 146 x 297)



5000 FRONT LOAD CASSETTE DECK

Dolby Noise Reduction System • Damped Vertical-Load Cassette Door • Bias and EQ Settings for Standard, CrO2 and FeCr Tape • Extended Range 3-inch VU Meters • Super Hard Permalloy Head • Defeatable Peak Limiter • Total Shut-off • Front Panel Mic Input and Headphone Jacks • Tape Counter • Shown in optional walnut veneer cabinet WC-121.

14.8 lb. (6.7 kg) 16 $\frac{3}{8}$ " W x 5 $\frac{3}{4}$ " H x 11 $\frac{1}{16}$ " D (416 x 146 x 297)

DESIGN SERIES LOUDSPEAKERS



940 DESIGN SERIES SPEAKER SYSTEM

High style floor standing system featuring hand-rubbed oiled walnut and inlaid veneers • 4-Way System incorporates 12-inch Woofer, 5-inch Midrange, 1½-inch Wide Dispersion LPF Dome Tweeter and 1-inch LPF Dome Super Tweeter • Power Handling Capacity: 250 Watts Integrated Program Material • Frequency Response: 30 Hz to 22 kHz \pm 3 dB.


62 lb. (28.2 kg) 15"W x 45½"H x 12"D (381 x 1162 x 305)



930 DESIGN SERIES BOOKSHELF SPEAKER SYSTEM

High style bookshelf system featuring hand-rubbed oiled walnut and inlaid veneers • 4-Way System incorporates 12-inch Woofer, 5-inch Midrange, 1½-inch Wide Dispersion LPF Dome Tweeter and 1-inch LPF Dome Super Tweeter • Power Handling Capacity: 200 Watts Integrated Program Material • Frequency Response: 33 Hz to 22 kHz \pm 3 dB.

46 lb. (20.9 kg) 15"W x 28¼"H x 12"D (381 x 717.5 x 305)



920 DESIGN SERIES SPEAKER SYSTEM

High style floor standing system featuring hand-rubbed oiled walnut and inlaid veneers • 3-Way System incorporates 12-inch Woofer, 5-inch Midrange and 1 1/2-inch Wide Dispersion LPF Dome Tweeter • Power Handling Capacity: 200 Watts Integrated Program Material • Frequency Response: 33 Hz to 20 kHz \pm 3 dB.

45 lb. (20.5 kg) 15"W x 38 1/4"H x 12"D (381 x 972 x 305)



900 DESIGN SERIES BOOKSHELF SPEAKER SYSTEM

High style system featuring hand-rubbed oiled walnut and inlaid veneers • 3-Way System incorporates 10-inch Woofer, 5-inch Midrange and 1 1/2-inch Wide Dispersion LPF Dome Tweeter • Power Handling Capacity: 125 Watts Integrated Program Material • Frequency Response: 35 Hz to 20 kHz \pm 3 dB.

43 lb. (19.5 kg) 15"W x 28 1/4"H x 12"D (381 x 717.5 x 305)

HIGH DEFINITION LOUDSPEAKERS



HD-880 HIGH DEFINITION SPEAKER SYSTEM

4-Way Floor Standing System incorporating newly designed 12-inch Woofer, 5-inch Midrange, 1 1/2-inch Wide Dispersion LPF Dome Tweeter and 1-inch LPF Dome Super Tweeter • Power Handling Capacity: 250 Watts Integrated Program Material • Frequency Response: 30 Hz to 22 kHz \pm 3 dB • Enclosure finished in genuine walnut wood veneer.


61 lb. (27.7 kg) 16"W x 40 3/4"H x 12"D (406 x 1022 x 305)



HD-770 HIGH DEFINITION SPEAKER SYSTEM

4-Way Bookshelf System incorporating newly designed 12-inch Woofer, 5-inch Midrange, 1 1/2-inch Wide Dispersion LPF Dome Tweeter and 1-inch LPF Dome Super Tweeter • Power Handling Capacity: 200 Watts Integrated Program Material • Frequency Response: 33 Hz to 22 kHz \pm 3 dB. Enclosure finished in genuine walnut wood veneer.


46 lb. (20.9 kg) 15"W x 26 1/2"H x 11 3/4"D (381 x 673 x 296)



**HD-660 HIGH DEFINITION
SPEAKER SYSTEM**

3-Way Bookshelf System incorporating newly designed 10-inch Woofer, 5-inch Midrange and 1 1/2-inch Wide Dispersion LPF Dome Tweeter • Power Handling Capacity: 125 Watts Integrated Program Material • Frequency Response: 35 Hz to 20 kHz \pm 3 dB • Enclosure finished in genuine walnut wood veneer.


38 lb. (17.3 kg) 14 3/4" W x 24 1/4" H x 11 1/2" D (371 x 616 x 292)



**HD-550 HIGH DEFINITION
SPEAKER SYSTEM**

3-Way Bookshelf System incorporating newly designed 8-inch Woofer, 5-inch Midrange and 1 1/2-inch Wide Dispersion LPF Dome Tweeter • Power Handling Capacity: 75 Watts Integrated Program Material • Frequency Response: 40 Hz to 20 kHz \pm 3 dB • Enclosure covered with walnut-grained vinyl.


12 3/4" W x 22 1/2" H x 9 1/2" D (324 x 571 x 241)



**HD-660 HIGH DEFINITION
SPEAKER SYSTEM**

3-Way Bookshelf System incorporating newly designed 10-inch Woofer, 5-inch Midrange and 1 1/2-inch Wide Dispersion LPF Dome Tweeter • Power Handling Capacity: 125 Watts Integrated Program Material • Frequency Response: 35 Hz to 20 kHz \pm 3 dB • Enclosure finished in genuine walnut wood veneer.


38 lb. (17.3 kg) 14 3/8" W x 24 1/2" H x 11 1/2" D (371 x 616 x 292)



**HD-550 HIGH DEFINITION
SPEAKER SYSTEM**

3-Way Bookshelf System incorporating newly designed 8-inch Woofer, 5-inch Midrange and 1 1/2-inch Wide Dispersion LPF Dome Tweeter • Power Handling Capacity: 75 Watts Integrated Program Material • Frequency Response: 40 Hz to 20 kHz \pm 3 dB • Enclosure covered with walnut-grained vinyl.

12 3/4" W x 22 1/2" H x 9 1/2" D (324 x 571 x 241)



**HD-440 HIGH DEFINITION
SPEAKER SYSTEM**

3-Way Bookshelf System incorporating an 8-inch Woofer,
3 1/2-inch Midrange and a 3 1/2-inch Tweeter • Power Handling
Capacity: 50 Watts Integrated Program Material • Frequency
Response: 45 Hz to 18 kHz \pm 3 dB • Enclosure covered with
walnut-grain pattern vinyl.

11 1/4" W x 19 3/4" H x 8 1/2" D (286 x 486 x 216)

MARK II LOUDSPEAKERS



8 MK II FLOORSTANDING SPEAKER SYSTEM

3-Way System incorporating newly designed 15-inch Woofer, 5-inch Midrange, 1 3/4-inch Tweeter • Power Handling Capacity: 250 Watts Integrated Program Material • Frequency Response: 30 Hz to 20 kHz \pm 3 dB • Enclosure covered with walnut-grain pattern vinyl.


18"W x 34"H x 13"D (457 x 864 x 330)



7 MK II BOOKSHELF SPEAKER SYSTEM

3-Way System incorporating newly designed 12-inch Woofer, 5-inch Midrange and 1 3/4-inch Tweeter • Power Handling Capacity: 200 Watts Integrated Program Material • Frequency Response: 35 Hz to 20 kHz \pm 3 dB • Enclosure covered with walnut-grain pattern vinyl.

40 lb. (18.2 kg) 14 3/4"W x 25 1/2"H x 11 1/2"D (375 x 648 x 292)



**6 MK II BOOKSHELF
SPEAKER SYSTEM**

2-Way System incorporating newly designed 10-inch Woofer and 1 $\frac{3}{4}$ -inch Tweeter • Power Handling Capacity: 125 Watts Integrated Program Material • Frequency Response: 35 Hz to 20 kHz \pm 3 dB • Enclosure covered with walnut-grain vinyl.

14 $\frac{3}{4}$ "W x 25 $\frac{1}{2}$ "H x 11 $\frac{1}{2}$ "D (375 x 648 x 292)



**5 MK II BOOKSHELF
SPEAKER SYSTEM**

2-Way System incorporating newly designed 8-inch Woofer and 1 $\frac{3}{4}$ -inch Tweeter • Power Handling Capacity: 60 Watts Integrated Program Material • Frequency Response: 40 Hz to 18 kHz \pm 3 dB • Enclosure covered with walnut-grain vinyl.

12"W x 23"H x 9 $\frac{1}{2}$ "D (305 x 584 x 241)





4 MK II BOOKSHELF SPEAKER SYSTEM

2-Way System incorporating an 8-inch Woofer and 1 $\frac{3}{4}$ -inch Tweeter • Power Handling Capacity: 50 Watts Integrated Program Material • Frequency Response: 60 Hz to 15 kHz \pm 5 dB • Enclosure covered with walnut-grain pattern vinyl.

11 $\frac{1}{2}$ "W x 19 $\frac{1}{8}$ "H x 8 $\frac{1}{4}$ "D (286 x 486 x 210)

STEREO TURNTABLES



6370Q QUARTZ-LOCK DIRECT DRIVE TURNTABLE

Full Time Quartz-Locked DC Servo Direct Drive Motor • Digital Readout of RPM or percentage change from standard speed • Exclusive Marantz Low Distortion Tonearm • 0.02% Wow and Flutter (WRMS) • Variable Pitch Control • Auto Return/Shut-Off utilizing separate motor • Instant-Access Control Panel • Oil Damped Tonearm Suspension • Calibrated Counter-Balance and Anti-Skate • Lateral Balance • Auto/Manual Switch • Double-Damped Viscous Cueing • Dynamically Balanced Aluminum Die-Cast Platter • Shock Absorbent Feet • Protective Dust Cover • Genuine oiled walnut veneer cabinet.

18.70 lb. (8.5 kg) 18 $\frac{1}{2}$ "W x 5 $\frac{3}{4}$ "H x 15"D (474 x 147 x 381)



6270Q QUARTZ-LOCK DIRECT DRIVE TURNTABLE

Quartz-Locked DC Servo Direct Drive Motor • Instant-Access Control Panel • Exclusive Low Distortion Tonearm • 0.025% Wow and Flutter (WRMS) • Magnetically Coupled Auto-Lift/Shut-Off • Auto/Manual Switch • Calibrated Counter-Balance and Anti-Skate • Double-Damped Viscous Cueing • Dynamically Balanced Aluminum Die-Cast Platter • Shock Absorbent Feet • Dust Cover.


17.16 lb. (7.8 kg) 18 $\frac{1}{2}$ "W x 5 $\frac{1}{2}$ "H x 14 $\frac{1}{2}$ "D (464 x 148 x 370)



6170 DIRECT DRIVE TURNTABLE WITH AUTO-LIFT AND SHUT-OFF

0.03% Wow and Flutter (WRMS) • Direct Drive DC Servo Motor • Exclusive Marantz Low Distortion Tonearm • Auto-Lift and Shut-off • Pitch Controls with Strobe • Damped Cueing • Plug-in Cartridge Head Shell • Anti-Skating • Dust Cover and Base.

16 lb. (7.1 kg) 17 $\frac{3}{4}$ "W x 5 $\frac{1}{8}$ "H x 14 $\frac{1}{8}$ "D (447 x 129 x 356)




6110 BELT DRIVE MANUAL TURNTABLE WITH AUTO-LIFT AND SHUT-OFF

0.07% Wow and Flutter (WRMS) • Belt Drive, AC Synchronous Motor • Auto-Lift and Shut-off • Damped Cueing • Anti-Skating • Dust Cover and Base • Simulated walnut-grain cabinet.


13 lb. (5.9 kg) 17 $\frac{3}{4}$ "W x 6 $\frac{1}{8}$ "H x 13 $\frac{3}{4}$ "D (450 x 153 x 350)

STACK RACKS



RM-3700 STACK RACK

The Model RM-3700 "Decorator" STACK RACK has three fixed shelves for your Marantz components. No additional bolts, cabinets or rack handles are necessary. It features a full-length smoked glass door, accessory shelf, divided record compartment and warm wood-tone side panels (covered in walnut-grained vinyl veneer).



RM-3100 STACK RACK

The RM-3100 "Professional" STACK RACK is designed to accept up to four Marantz components equipped with RHA-1 or RHA-2 rack handles. With fewer than four components, simply insert one or both of the blank filler panels provided and your entire system is at your fingertips, readily accessible and easy to operate. Rack is EIA standard 19 inches wide, and features walnut-grained vinyl veneer side panels.

ACCESSORIES

DLB-1 DOLBY FM DECODER

Plug-In Dolby Decoder for use with Marantz Stereo Receivers and Tuners to decode Dolby FM Broadcasts.

RA-2 RACK PANEL ADAPTOR

Adapts Models having front panel dimensions of 15 $\frac{3}{8}$ "W x 5 $\frac{3}{4}$ "H (390 x 146) for 19-inch rack panel installation.

RP-510MR & RP-510R HEAVY-DUTY RACK PANEL ADAPTORS

Adapts Marantz Model 510M and 510 for 19-inch rack panel installation.

RHA-1 RACK HANDLE ADAPTOR

Adapts components having front panel dimensions of 16 $\frac{3}{8}$ "W x 5 $\frac{3}{4}$ "H for 19-inch rack installation.

RHA-2 RACK HANDLE ADAPTOR

Adapts front-load cassette decks having front panel dimensions of 16 $\frac{3}{8}$ "W x 5 $\frac{3}{4}$ "W for 19-inch rack installation.