

SANSUI SP1700



3-WAY 5-SPEAKER MULTI-DIRECTION SPEAKER SYSTEM

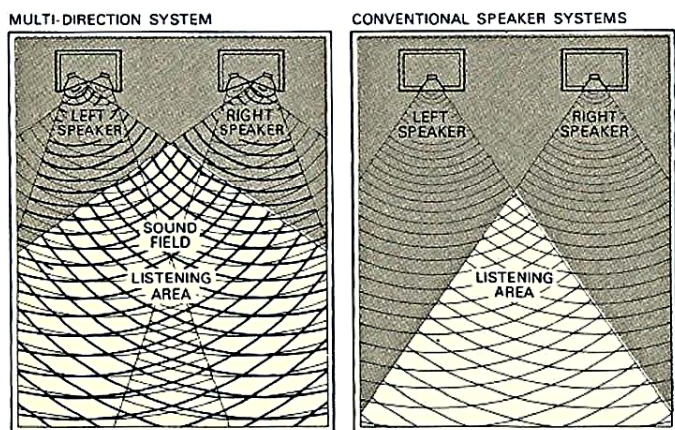
Ever in the vanguard of new developments in audio technology, Sansui proudly introduces the SP-1700 speaker system, a Multi-Direction or MD system designed to more ideally reproduce sound the way it should be heard—as a sound field. By devising a new speaker mounting method, in which the midranges and tweeters are mounted at angles to the front of the cabinet, Sansui has succeeded—for the first time in the industry—in recreating the complex interplay of sound waves which occur naturally in a live performance. The overall effect is further enhanced by a special curved fretwork grille so that your living room now pulses with a veritable whirlpool of sound. There have been many other technical refinements

introduced in this advanced speaker system. One of the most significant is the adoption of a new mechanical high cut filter design for the 12-inch woofer, which circumvents the coils and capacitor "middlemen." By feeding the woofer directly from the amplifier, a high degree of damping is maintained. Other new developments include an improved crossover network which incorporates an E-type ferrite core and adopts a simplified printed circuit board design. Easily able to handle a powerful 70 watts in power input, the SP-1700 also features one-touch pushbutton connection terminals, and is graced with a unique "Kumiko" fretwork grille of classic beauty.

Sansui

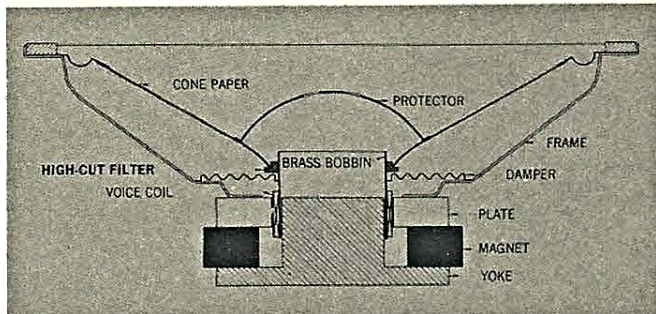
POWERFUL 3-WAY 5-SPEAKER 70 WATTS SYSTEM: The SP-1700 incorporates a mechanical high-cut type 12-inch high-compliance woofer for the lows, and a pair of 4-inch cone speakers with aluminum dome radiators for the critical midranges in Sansui's unique Multi-direction system. A pair of 2-inch cone speakers are devoted to the highs, and through the adoption of a specially designed voice coil and other new developments, the system is able to easily cope with a mighty 70 watts in power input.

MULTI-DIRECTION SYSTEM: Sansui's unique Multi-direction or MD system is able to reproduce within the listening room the same exciting liveliness or sense of 'presence' experienced in a concert hall. This has been achieved by the design of a new method of speaker mounting, a timely design very much in keeping with the new trend away from the simple reproduction of sound source points and toward the more sophisticated reproduction of an entire sound field. The new mounting method increases the interplay of sound waves by crisscrossing them when they emerge from the individual speakers, achieving a sound field effect that wider sound dispersion alone cannot accomplish. In the SP-1700 MD system, the two sets of midranges and tweeters are mounted at an interior angle to the front, producing an interference fringe—a whirlpool of sound—inside the listening room. The result is greater fidelity than was ever before possible.



NEWLY DEVELOPED WOOFER: The SP-1700 features a newly designed woofer which abruptly attenuates the high end of the speaker's frequency response. This mechanical high-cut filter design means the output signal of the amplifier is fed directly into the woofer, by-passing such adverse-damping elements as coils and capaci-

tors. The result is a very smooth frequency response even at very low frequencies, for the reproduction of extremely well-damped rich bass sound. In addition, the woofer adopts a big 12-inch cone speaker which reproduces very low frequencies below 45Hz with excellent frequency response, intermodulation distortion and dispersion characteristics. A powerful magnetic circuit ensures steady piston action with superior transient response, and the woofer also includes a copper wire voice coil and a brass coil bobbin for superior heat diffusion and strength. As a result, it can easily withstand a big 70 watts in power input.



4-INCH CONE MIDRANGES: These special angle-mounted speakers feature new concave aluminum dome radiators mounted directly on the voice coil bobbins that facilitates a very smooth, natural transition to the tweeters with virtually no phase agitation around the crossover. The dome radiator concave design also helps improve sound diffusion. Designed to permit effective diffusion of radiated heat, each speaker is able to withstand a big power input. In addition, woofer interference has been effectively averted, so that frequency response near the woofer cross over is very smooth, making for a more natural transition to the bass sound.



2-INCH CONE TWEETERS: A pair of 2-inch cone tweeters, vertically arranged, are charged with handling frequencies over 6,500Hz. The upper one is tilted to the left 3 degrees and the lower to the right by 3 degrees, resulting in improved sound dispersion and reinforced sound field effect. Each tweeter includes a very light vibrating system and reproduces treble notes of very clear, refreshing timbre. There is a very smooth transition to the midranges.

NEWLY DESIGNED CROSSOVER NETWORK The SP-1700 features a newly designed high-performance LC type network with an ideal E-type ferrite core. Designed as a printed circuit board for greater reliability, it is complete with unique 3-step (SOFT, NATURAL and CLEAR) 'tap-down' level controls for the midranges and tweeters. These controls permit selecting the tonal quality best suited to the listener's personal taste, or to the acoustical conditions prevailing.

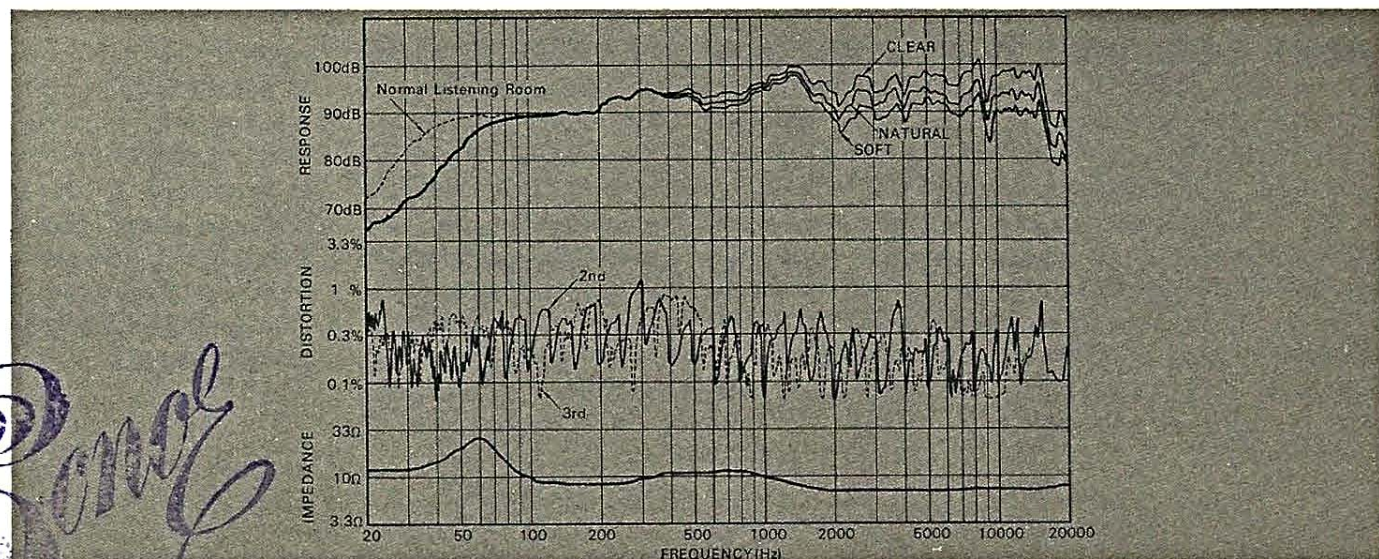
SPECIAL CHIPBOARD ENCLOSURE: The enclosure of the SP-1700 is of advanced bass reflex design, making use of two pipe ducts and combining the advantages of both the air suspension and bass reflex designs. It completely avoids any unnatural increase in sound pressure at low frequencies, as well as any unpleasant cabinet resonance, and offers a flat frequency characteristic and a very low distortion factor. Constructed of sturdy chipboard and covered with open-pore-finished natural walnut, it is able to reproduce the heavy rich bass of a pipe organ or any other instrument.

CURVED 'KUMIKO' FRETWORK GRILLE: A beautiful 'Kumiko' fretwork grille adorns the front of the SP-1700. But unlike the grilles of previous Sansui speaker systems, it is curved for a still more distinguished appearance and a superior sound diffusing effect. It adds immeasurably to any decor.

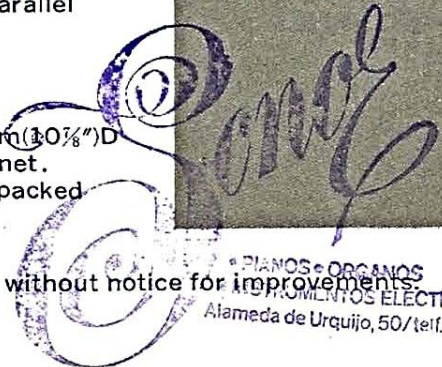
PUSHBUTTON CONNECTION TERMINALS With the SP-1700, connections can be made with swiftness and safety thanks to the adoption of foolproof one-touch pushbutton type connection terminals. You need only push the terminal button, insert the end wires in the opening, and release. The possibility of speaker terminal short circuits are very much minimized.

SPECIFICATIONS

| | |
|------------------------------|---|
| SPEAKER | |
| WOOFER | 30cm (12") x 1 |
| MIDRANGE | 10cm (4") x 2 |
| TWEETER | 5cm (2") x 2 corn type |
| POWER RATING | 70W (peak) |
| IMPEDANCE | 8Ω |
| SENSITIVITY | 93dB/W (at 1m distance) |
| FREQUENCY RANGE | 50-20,000Hz (at anechoic chamber) 30-20,000Hz (at normal listening room) |
| CROSSOVER NETWORK | 3 way 12dB/oct. parallel type |
| CROSSOVER FREQUENCIES | 700, 6,500Hz |
| DIMENSIONS | 640mm(25 1/4")H x 425mm(16 3/4")W x 275mm(10 7/8")D |
| WEIGHT | 22.1 kg (46.7 lbs.) net. 24.3 kg (53.5 lbs.) packed |
| FINISH | walnut open pore |



Design and specifications subject to change without notice for improvements.



PIANOS • ORGANOS
ELECTRÓNICOS MÚSICALES
Alameda de Urquijo, 50 / telf. 443.99.87 - Bilbao 11

SANSUI ELECTRIC CO., LTD. 14-1, 2-CHOME, IZUMI, SUGINAMI-KU, TOKYO 168, JAPAN/TELEPHONE: 323-1111/TELEX: 232-2076
SANSUI ELECTRONICS CORPORATION 55-11 QUEENS BLVD. WOODSIDE, NEW YORK 11377, U.S.A./TELEX: NEW YORK 422633 SEC UI
SANSUI AUDIO EUROPE S.A. DIACEM BUILDING, VESTINGSTRAAT 53-55, 2000 ANTWERP, BELGIUM/TELEX: ANTWERP 33538



Printed in Japan (30003K7)